







# Get Ready for Take-off!

## (Primer Review)

### RHYTHM



 = \_\_\_\_\_ beat  
 = \_\_\_\_\_ beats  
 = \_\_\_\_\_ beats  
 = \_\_\_\_\_ beats  
 = \_\_\_\_\_ beat

### TIME SIGNATURES

$\frac{4}{4}$  \_\_\_\_\_ beats in every measure  
 \_\_\_\_\_ gets 1 count  
*(draw note)*

$\frac{3}{4}$  \_\_\_\_\_ beats in every measure  
 \_\_\_\_\_ gets 1 count  
*(draw note)*

### DYNAMIC MARKS

Dynamics are the "lounds and softs" in the music.

Circle the correct answer.


*forte (f)* means  
 loud / soft

*piano (p)* means  
 loud / soft

*mezzo forte (mf)* means  
 moderately loud / moderately soft

### NOTE NAMES

Name the notes below.




Treble clef: C4, D4, E4, F4  
 Bass clef: G3, F3, E3, D3, C3, B2, A2, G2

## STEPS

Steps move from a **line to a space** or a **space to a line** on the staff.

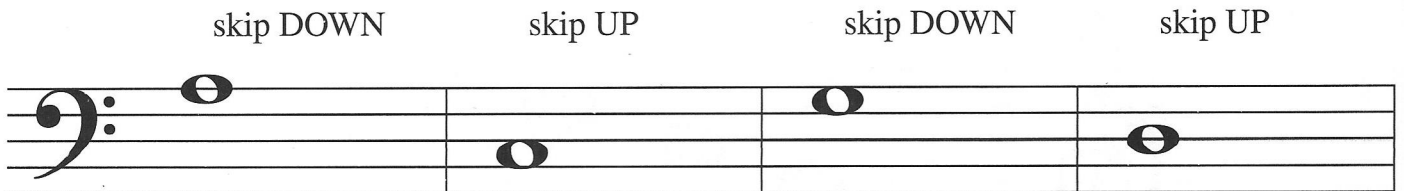
Draw **steps** up or down:



## SKIPS

Skips move from a **line to a line** or a **space to a space** on the staff.

Draw **skips** up or down:



## C 5-Finger Scale Warm-Up

Play hands alone and hands together.

A musical score for a C major 5-finger scale warm-up in 4/4 time. The score is written for both hands. The right hand starts on middle C (C4) and the left hand starts on G3. The scale is played in four measures. The first measure is an ascending scale: C4, D4, E4, F4, G4. The second measure is a descending scale: G4, F4, E4, D4, C4. The third measure is a descending scale with skips: G4, E4, C4, G4. The fourth measure is a descending scale with skips: G4, E4, C4, G4. The notes are marked with finger numbers: 1, 2, 3, 4, 5 for the ascending scale; 4, 3, 2, 1 for the descending scale; 1, 3, 5, 3, 1 for the skip-ping scales. The first measure is marked with *f-p* and "on repeat". The text "Step-ping up and", "step-ping down and", "skip-ping to the", and "home note." is written below the notes in the first, second, third, and fourth measures respectively. The score ends with a double bar line and repeat dots.

## Preview: G 5-Finger Scale

Find the **G 5-finger scale** on the piano. G is now the "home note."  
Play the scale warm-up above with the **G 5-finger scale**.

